

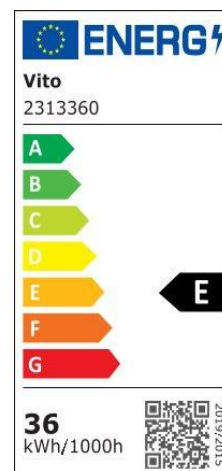
Product Data Sheet

INDOOR LIGHTING

FIT-A 36W



CODE: 2313360



Area of application

Surface-Mount LED Batten Fixture.
Ceilings or Walls of Corridors/Rooms in homes,
shopping malls, commercial areas.

Product Advantages

FIT A is a linear lighting fixture, equipped with backlit technology of LED sources. Housing of aluminum board & metal sheet electrostatically painted with sandblasted finishing in white. Difusser made by PC.

Product Data Sheet

INDOOR LIGHTING

FIT-A 36W

CODE: **2313360**

Product Features

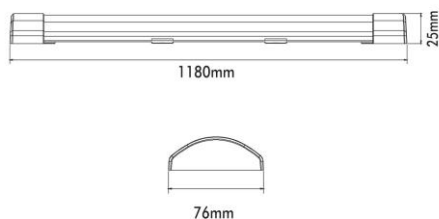
Electrical

Power (Watt): 36
Voltage: 220-240V AC ~ 50/60Hz
Power Factor: >0.9
Electrical Protection: Class II
Surge Protection: --
Dimmability: NO
Switch Cycle (Times): 30000

Material Characteristics

IP Class: IP20
IK Class: -
Material: Aluminum
Ambient Temperature: -20°C<ta<+40°C
Body Color: WHITE
Product Size (mm): 1180x76x25

Technical Drawing



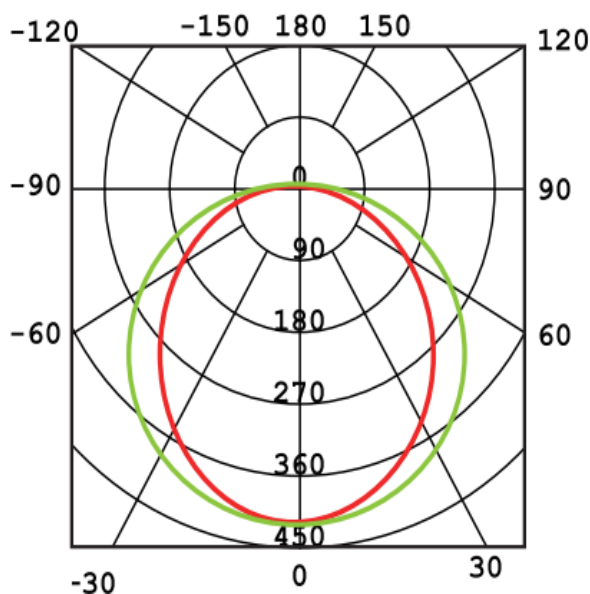
Lighting

Lumen (Lm): 3672
Luminaire efficacy (Lm/W): 102
Colour Temperature: 6400K (COOL WHITE)
Beam Angle: 120°
CRI: Ra >83
Lifetime (Hours): 30000
EEL : E

Packing Informations

Pieces/Outbox: 20
Outbox Size (mm): 1210x183x357
Outbox G.W. (Kg): 7,53
Outbox Volume (m³): 0,0791
Unit Weight (Gr): 376,5
Barcode : 6970233831259

Light Distribution Curve



System Definition: VT/FIT-A/36W/6400K/1200MM/220V/CBOX/LED FIXTURE

VITO EUROPE

102 Iztochna Tangenta str. 4th Floor

P.C. 1528, Sofia/Bulgaria

Phone: +359 2 4341575

E-mail: info@vitoeurope.com

www.vitolighting.com