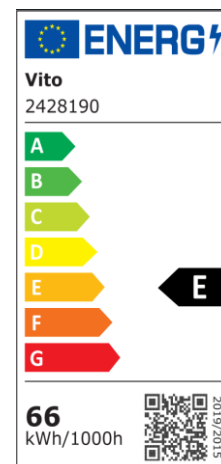



Product Data Sheet

INDOOR LIGHTING

PROFILED 66W

CODE: 2428190



Area of application

Surface-Mounted or Pendant-Mounted Linear LED lighting fixture to be installed on ceilings of corridors/rooms of homes, shopping malls, commercial areas, offices, schools, hospitals, industrial areas..

Product Advantages

PROFILED SL1 is a Professional line of Linear Optional fixtures. SAMSUNG LED sources applied in our standard version of Linear Light Group solutions. OSRAM LED sources applied in our High Lumens version of Linear Light Group solutions, offer highest performance and long duration. The solutions subject of proposal vary in terms of form and type of installation, with one common denominator: the quality of our products. Linear standard versions are equipped with PHILIPS or TRIDONIC drivers. Dimmable versions are equipped with TRIDONIC 3 in 1 driver with option of 3 different dimmings (DALI / I-10V / PUSH BUTTON). It can be installed on the surface of the ceiling or Suspended. The suspension set must be ordered separately, (HSL). It can be installed on the wall. The mounting set must be ordered separately, (WML). Polycarbonate difusser with High Permeability. There is option to put microprismatic diffuser with 60o and UGR<15. It has to be ordered seperately (MDL). Housing of aluminum board electrostatically painted in sand white & sand black.

Product Data Sheet

INDOOR LIGHTING

PROFILED 66W

CODE: **2428190**

Product Features

Electrical

Power: 66Watt

Voltage: 220-240V AC ~ 50/60Hz

Power Factor: >0.9

Electrical Protection: Class I

Surge Protection: --

Dimmability: --

Switch Cycle: 50000 times

Material Characteristics

IP Class: IP40

IK Class: -

Material: Aluminium + PC

Ambient Temperature: -20°C<ta<+40°C

Body Color:

Product Size: 53x83x2000mm

Lighting

Lumen: 6930 Lm

Luminaire efficacy: 105 Lm/W

Colour Temperature: 4000K (NATURAL WHITE)

Beam Angle: 120°

CRI : Ra >80

Lifetime; 50000 Hours

EEL : E

Packing Informations

Pieces/Outbox: 1

Outbox Size: 70x2030x100 mm

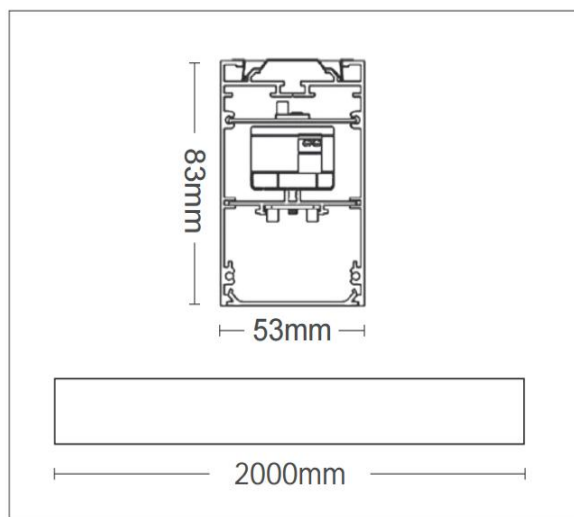
Outbox G.W.: 4,4 Kg

Outbox Volume: 0,0142 m³

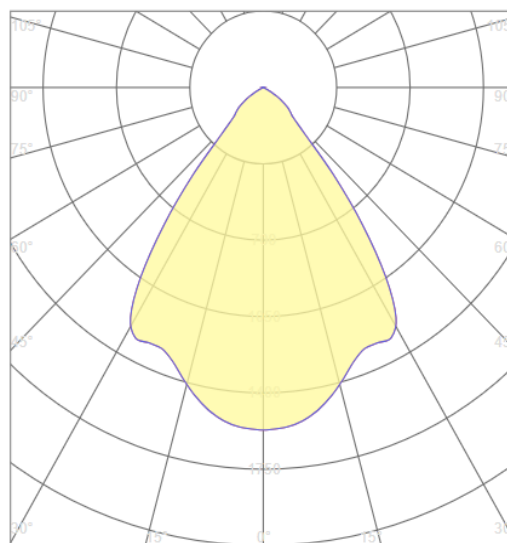
Unit Weight: 4400 gr

Barcode : 8698553618142

Technical Drawing



Light Distribution Curve



VITO EUROPE

102 Iztochna Tangenta str. 4th Floor

P.C. 1528, Sofia/Bulgaria

Phone: +359 2 4341575

E-mail: info@vitoeuropa.com

www.vitolighting.com